

# CIRRUS

A BEN  
DAW  
SON DESIGN

Specification Guide & Price List  
2010

CIRRUS





## Design Guild Mark

The CIRRUS COLLECTION has been awarded the coveted Design Guild Mark for excellence in the design of furniture in volume production.

Awarded each year by the Worshipful Company of Furniture Makers of London, the Guild Mark recognises the work of only the finest British furniture designers.



# CONTENTS

PRODUCT INFORMATION	2
<hr/>	
CIRRUS MEETING TABLES	
Rectangular	5
Eased-end, Barrel shaped, Super-D	6
Boat shaped, Super-ellipse	7
Eased-end, Super-D: End Sections	8
Tri-arc, Circular	10
Square, Eased square	11
<hr/>	
CIRRUS CONFERENCE TABLES	
Modular Conference Tables	12
G20 Conference Tables	14
<hr/>	
OCCASIONAL TABLES	
Rectangular, Square, Circular	15
<hr/>	
CABINETS	
Big Brother	16
Skinny	17
<hr/>	
OPTIONS	
Power, Data and Cable Management	20
<hr/>	
TERMS & CONDITIONS	22

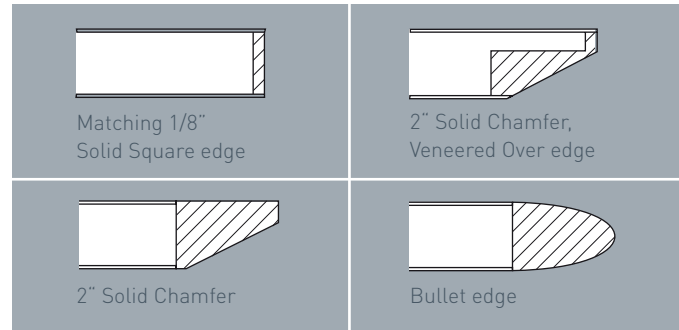
# PRODUCT INFORMATION

## TOPS & EDGES

1 1/8" top thickness. Other top thickness by special request.

Flip top tables above 8' in length have lightweight cores.

A choice of matching solid hardwood edge details as illustrated. Special edge details are available on request.



## VENEERS

Veneers are crown cut and book-matched unless otherwise specified. Straight grain veneers are available on request. Any veneer can be specified to suit an architectural scheme.

### STANDARD VENEERS

European Oak, Maple, American Cherry, American Ash, American Black Walnut

### BURR VENEERS

Oak, Maple, Walnut

All pieces of furniture in a single order will be carefully veneer matched and we can provide project-wide veneer management.

Special veneer matching including radial, quarter and envelope is available on request.

Tops are finished in a clear lacquer with a 10% matt sheen. Filled grain or a different sheen level can be specified and will be subject to an upcharge.

### COLORCORE

Tops can be finished in Formica ColorCore in gloss or velour finish up to 10' x 4'. Edges of ColorCore tops can be square or chamfered in matching laminate or hardwood. Priced as standard veneer.

## BASES

Cirrus bases are available in either brushed or mirror polished 304 stainless steel. All cable raceways and mounting hardware are anthracite powder coated (RAL 7016).

## LINKING

The multi-directional linking kit comprises 2no. linking brackets. Flexible / Modular Tables are supplied with all necessary inserts for linking long side to long side, short side to short side and long side to short side.

## FEET

Fixed tables come with height adjustable glides as standard; Flip-top tables have the Cirrus 360 Roller Glide as standard.

Height adjustable Glides and 360 Roller feet are interchangeable with no modification to leg length.

The Cirrus 360 Roller Glide is suitable for use on level floors with hard surfaces or low-pile carpeting.

The customer is responsible for ensuring that the chosen foot is suitable for the location and purpose. We don't like large castors but can fit them if the situation demands it - for example for use on an uneven floor with a deep carpet or where the tables need to be wheeled long distances.

## CABINETS

---

Cabinets come in two versions: Big Brother and Skinny.

Big Brother cabinets are generously sized and designed to accommodate standard commercial AV racking systems.

Skinny cabinets feature minimalist fully mitred construction.

All cabinets are available with any combination of doors and drawers, optional supplementary tops and a choice of bases: veneered plinth, elliptical leg, and box-frame leg. Big Brother cabinets are also available with the Cirrus foot. All cirrus cabinets can be supplied for wall mounting made using Aerolite Honeycomb Core.

Where tables and cabinets are ordered together the upmost attention is paid to the co-ordination of the veneers between the pieces an throughout an architectural scheme.

## POWER, DATA & CABLE MANAGEMENT

---

Three styles of circular worktop grommets are available together with two versions of the innovative Cirrus cable flap.

With either single or double sided access, the Cirrus cable flaps are individually veneer matched to each table.

All fixed base types have full-through leg cable management with optional cable raceways for discreet routing. Cirrus Flip-top tables feature a structural cable raceway and full through-leg cable management as standard.

The apertures for through-leg management measure 2.25" x 1.6" on all tables except small Quad-star bases (for 2.5' / 3' diameter tops) which have a 1.25" x 1.25" aperture and large Quad-star bases (for 4' / 5' diameter tops) which have a 2" x 2" aperture.

Please refer to pages 20 and 21 for more detailed information on all of the solutions available.

---

## CIRRUS IS AVAILABLE WORLDWIDE

Visit [www.bendawson.com](http://www.bendawson.com) to see a list of Cirrus resellers.

DR

RD


# CIRRUS MEETING TABLES

## Rectangular

**Tops**

Standard veneers:  
European or American Oak, Maple,  
American Cherry, American Ash and  
American Black Walnut

\* For alternative veneers see bottom right



Dimensions (ft)	5' x 2.5'		6' x 3'		6.5' x 3'		8' x 4'		10' x 4'		8' x 5'	10' x 5'
Base type	Fixed	Flip-top	Fixed	Flip-top	Fixed	Flip-top	Fixed	Flip-top	Fixed <sup>1</sup>	Flip-top	Fixed	Fixed <sup>1</sup>
Footspread (ft)	2.1'		2.1'		2.1'		2.4'		2.4'		2.8'	2.8'
Seating capacity	4		4 - 6		6 - 8		6 - 8		8 - 10		6 - 8	8 - 10

**1 Matching 1/8" solid square edge**

<b>Base Finish</b>	Brushed Stainless Steel	\$3705	\$5437	\$3957	\$5689	\$4238	\$5971	\$4937	\$6951	\$5889	\$7536	\$5520	\$6606
	Polished Stainless Steel	\$4133	\$5865	\$4385	\$6117	\$4666	\$6399	\$5365	\$7379	\$6317	\$7964	\$5948	\$7034

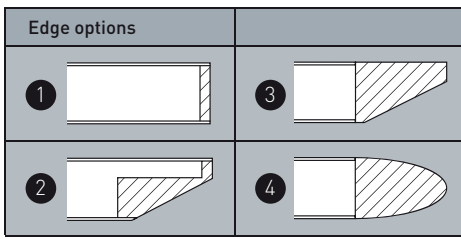
**2 2" Solid Chamfer, Veneered Over edge**

<b>Base Finish</b>	Brushed Stainless Steel	\$4526	\$6258	\$4880	\$6612	\$5264	\$6997	\$6168	\$8182	\$7325	\$8972	\$6854	\$8145
	Polished Stainless Steel	\$4954	\$6686	\$5308	\$7040	\$5692	\$7425	\$6596	\$8610	\$7753	\$9400	\$7282	\$8573

**3 2" Solid Chamfer or 4 Bullet edge**

<b>Base Finish</b>	Brushed Stainless Steel	\$4485	\$6217	\$4834	\$6566	\$5213	\$6946	\$6107	\$8121	\$7254	\$8901	\$6787	\$8068
	Polished Stainless Steel	\$4913	\$6645	\$5262	\$6994	\$5641	\$7374	\$6535	\$8549	\$7682	\$9329	\$7215	\$8496

Adjustable glides	o		o		o		o		o		o	o
360 roller glides		o		o		o		o		o		



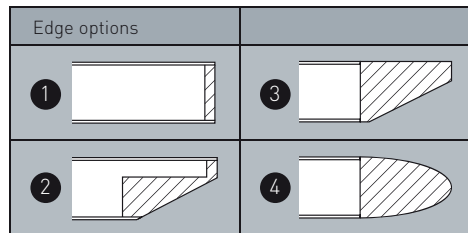
Order guide	
Specify...	Example...
• Shape	Rectangle
• Finish	Maple
• Size	6' x 3'
• Edge detail	2" Solid Chamfer Veneered Over
• Base	Brushed Stainless Steel
• Power, data & cable management <small>Specify separately from table (see pages 20-21)</small>	R & R Dual Access Flap

Alternative veneers upcharge	add
Weathered Sycamore, Canadian White Elm	10%
Birdseye Maple	15%
Burr Veneers: Oak, Maple, Walnut	20%

↔ Denotes grain direction.

<sup>1</sup> Cost for 10' Long fixed tables includes structural cable raceway

CIRRUS MEETING TABLES		Eased End		Barrel Shaped		Super D-end									
<b>Tops</b> Standard veneers: European or American Oak, Maple, American Cherry, American Ash and American Black Walnut  * For alternative veneers see bottom right															
Dimensions (ft)		5' x 2.5'		6' x 3'		6.5' x 3'		8' x 4'		10' x 4'		8' x 5'		10' x 5'	
Base type		Fixed	Flip-top	Fixed	Flip-top	Fixed	Flip-top	Fixed	Flip-top	Fixed <sup>1</sup>	Flip-top	Fixed	Fixed <sup>1</sup>		
Footspread (ft)		2.1'		2.1'		2.1'		2.4'		2.4'		2.8'		2.8'	
Seating capacity		4		4 - 6		6 - 8		6 - 8		8 - 10		6 - 8		8 - 10	
<b>1 Matching 1/8" solid square edge</b>															
Base Finish	Brushed Stainless Steel		\$3990	\$5722	\$4242	\$5974	\$4523	\$6256	\$5222	\$7236	\$6345	\$7992	\$5976	\$7062	
	Polished Stainless Steel		\$4418	\$6150	\$4670	\$6402	\$4951	\$6684	\$5650	\$7664	\$6773	\$8420	\$6404	\$7490	
<b>2 2" Solid Chamfer, Veneered Over edge</b>															
Base Finish	Brushed Stainless Steel		\$4811	\$6543	\$5165	\$6897	\$5549	\$7282	\$6453	\$8467	\$7781	\$9428	\$7310	\$8601	
	Polished Stainless Steel		\$5239	\$6971	\$5593	\$7325	\$5977	\$7710	\$6881	\$8895	\$8209	\$9856	\$7738	\$9029	
<b>3 2" Solid Chamfer or 4 Bullet edge</b>															
Base Finish	Brushed Stainless Steel		\$4770	\$6502	\$5119	\$6851	\$5498	\$7231	\$6392	\$8406	\$7710	\$9357	\$7243	\$8524	
	Polished Stainless Steel		\$5198	\$6930	\$5547	\$7279	\$5926	\$7659	\$6820	\$8834	\$8138	\$9785	\$7671	\$8952	
Adjustable glides			o		o		o		o		o		o		o
360 roller glides				o		o		o		o		o			



Order guide	
Specify...	Example...
• Shape	Rectangle
• Finish	Maple
• Size	6' x 3'
• Edge detail	2" Solid Chamfer Veneered Over
• Base	Brushed Stainless Steel
• Power, data & cable management <small>Specify separately from table (see pages 18-19)</small>	R & R Dual Access Flap

Alternative veneers upcharge	add
Weathered Sycamore, Canadian White Elm	10%
Birdseye Maple	15%
Burrs: Oak, Maple, Walnut	20%

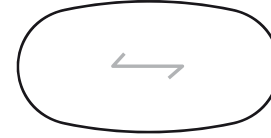
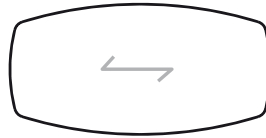
← Denotes grain direction.

<sup>1</sup> Cost for 10' Long fixed tables includes structural cable raceway

# CIRRUS MEETING TABLES

Boat Shaped
Super Ellipse

**Tops**  
 Standard veneers:  
 European or American Oak, Maple,  
 American Cherry, American Ash and  
 American Black Walnut  
 \* For alternative veneers see bottom right



Dimensions (ft)	5' x 2.5'		6' x 3'		6.5' x 3'		8' x 4'		10' x 4'		8' x 5'	10' x 5'
Base type	Fixed	Flip-top	Fixed	Flip-top	Fixed	Flip-top	Fixed	Flip-top	Fixed <sup>1</sup>	Flip-top	Fixed	Fixed <sup>1</sup>
Footspread (ft)	2.1'		2.1'		2.1'		2.4'		2.4'		2.8'	2.8'
Seating capacity	4		4 - 6		6 - 8		6 - 8		8 - 10		6 - 8	8 - 10

**1 Matching 1/8" solid square edge**

Base Finish	Brushed Stainless Steel	\$4617	\$6349	\$4869	\$6601	\$5150	\$6883	\$5849	\$7863	\$6801	\$8448	\$6432	\$7518
	Polished Stainless Steel	\$5045	\$6777	\$5297	\$7029	\$5578	\$7311	\$6277	\$8291	\$7229	\$8876	\$6860	\$7946

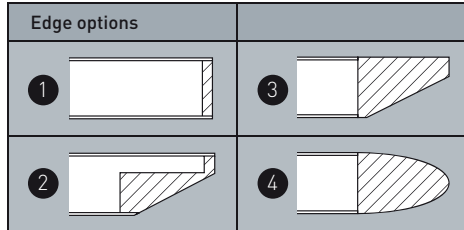
**2 2" Solid Chamfer, Veneered Over edge**

Base Finish	Brushed Stainless Steel	\$5438	\$7170	\$5792	\$7524	\$6176	\$7909	\$7080	\$9094	\$8237	\$9884	\$7766	\$9057
	Polished Stainless Steel	\$5866	\$7598	\$6220	\$7952	\$6604	\$8337	\$7508	\$9522	\$8665	\$10312	\$8194	\$9485

**3 2" Solid Chamfer or 4 Bullet edge**

Base Finish	Brushed Stainless Steel	\$5397	\$7129	\$5746	\$7478	\$6125	\$7858	\$7019	\$9033	\$8166	\$9813	\$7699	\$8980
	Polished Stainless Steel	\$5825	\$7557	\$6174	\$7906	\$6553	\$8286	\$7447	\$9461	\$8594	\$10241	\$8127	\$9408

Adjustable glides	o		o		o		o		o		o	o
360 roller glide		o		o		o		o		o		



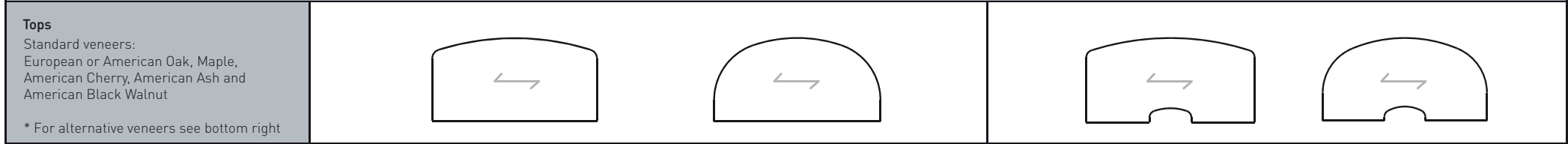
Order guide	
Specify...	Example...
• Shape	Rectangle
• Finish	Maple
• Size	6' x 3'
• Edge detail	2" Solid Chamfer Veneered Over
• Base	Flip-top, Brushed Stainless Steel
• Power, data & cable management <small>Specify separately from table (see pages 20-21)</small>	R & R Dual Access Flap

Alternative veneers upcharge	add
Weathered Sycamore, Canadian White Elm	10%
Birdseye Maple	15%
Burr Veneers: Oak, Maple, Walnut	20%

← Denotes grain direction.  
<sup>1</sup> Cost for 10' Long fixed tables includes structural cable raceway

# CIRRUS MEETING TABLES

Curved or Super-D: End Sections
Racetrack Curved or Super-D: End Sections



Dimensions (ft)	5' x 2.5'		6' x 3'		8' x 4'		6' x 3'		8' x 4'	
	Specify 5' x 2.5' rectangle with this product		Specify 6' x 3' rectangle with this product							
Base type	Fixed	Flip-top	Fixed	Flip-top	Fixed	Flip-top	Fixed	Flip-top	Fixed	Flip-top
Footspread (ft)	2.1'		2.1'		2.4'		2.1'		2.4'	
Seating capacity	4		4 - 6		6 - 8		2 - 4		2 - 4	

**1 Matching 1/8" solid square edge**

Base Finish	Brushed Stainless Steel	\$3990	\$5722	\$4242	\$5974	\$5222	\$7236	\$4869	\$6601	\$5849	\$7863
	Polished Stainless Steel	\$4417	\$6150	\$4669	\$6402	\$5649	\$7663	\$5296	\$7029	\$6276	\$8290

**2 2" Solid Chamfer, Veneered Over edge - to user perimeter edges only**

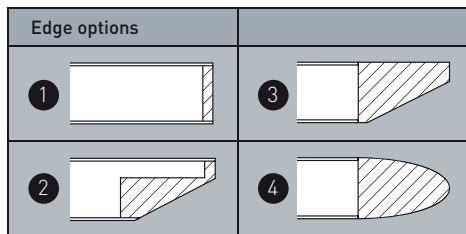
Base Finish	Brushed Stainless Steel	\$4605	\$6338	\$4937	\$6670	\$6145	\$8159	\$5792	\$7525	\$7080	\$9094
	Polished Stainless Steel	\$5033	\$6766	\$5365	\$7097	\$6572	\$8586	\$6220	\$7952	\$7507	\$9521

**3 2" Solid Chamfer or 4 Bullet edge - to user perimeter edges only**

Base Finish	Brushed Stainless Steel	\$4577	\$6310	\$4897	\$6630	\$6099	\$8113	\$5747	\$7479	\$7017	\$9031
	Polished Stainless Steel	\$5004	\$6737	\$5325	\$7057	\$6527	\$8541	\$6174	\$7907	\$7445	\$9459

Linking Kit - comprising 2 brackets & fittings	\$188	\$188	\$188	\$188	\$188	\$188	\$188	\$188	\$188	\$188	\$188
--	-------	-------	-------	-------	-------	-------	-------	-------	-------	-------	-------

360 Roller Glides	0	0	0	0	0	0	0	0	0	0	0
-------------------	---	---	---	---	---	---	---	---	---	---	---



**Order guide**

Specify...	Example...
• Shape	Curved end and rectangle
• Finish	Maple
• Size	2 x Curved ends - 6' x 3' / 2 x Rectangles - 5' x 2.5'
• Edge detail	2" Solid Chamfer Veneered Over
• Base	Brushed Stainless Steel
• Power, data & cable management <small>Specify separately from table (see pages 20-21)</small>	R & R Dual Access Flap

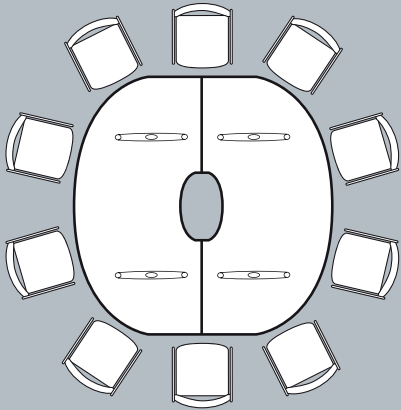
**Alternative veneers upcharge**

Alternative veneers upcharge	add
Weathered Sycamore, Canadian White Elm	10%
Birdseye Maple	15%
Burr Veneers: Oak, Maple, Walnut	20%

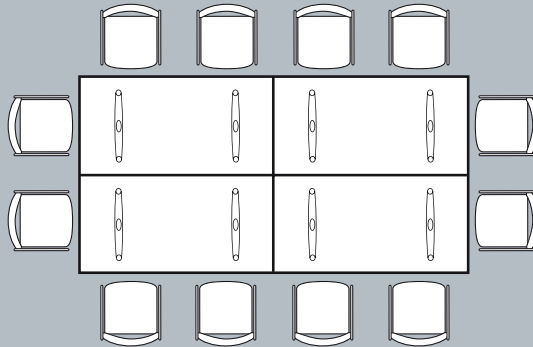
↔ Denotes grain direction.

# CIRRUS MEETING TABLES - Typical Modular Layouts

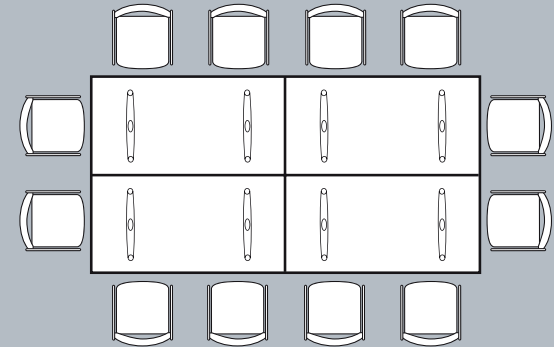
2 x Racetrack Super D: End sections (8' x 4')  
To seat 10 - 12



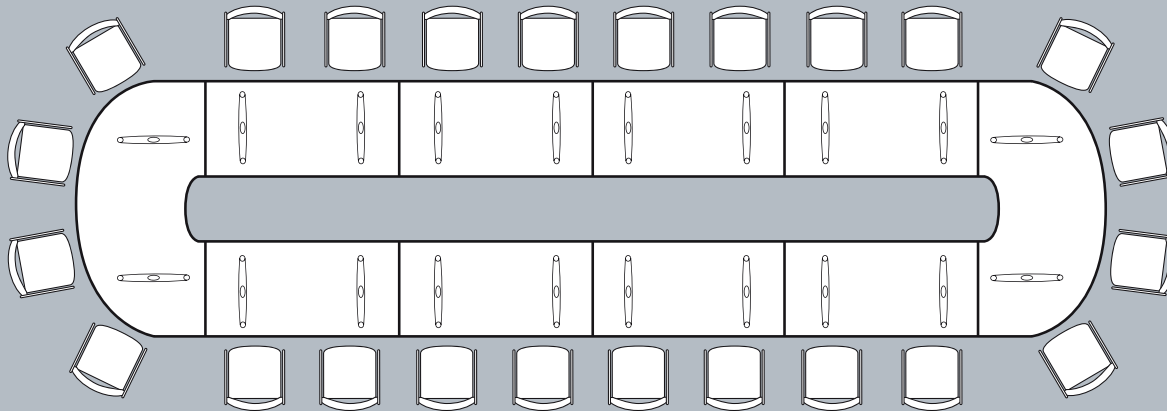
4 x Rectangles (6' x 3')  
To seat 12

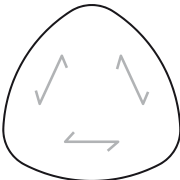
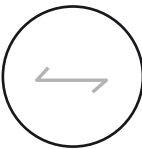


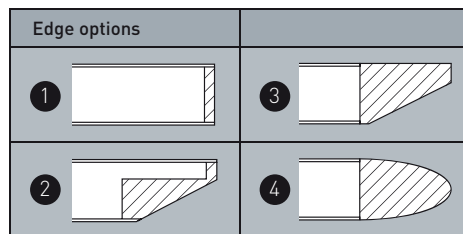
4 x Rectangles (6' x 3')  
To seat 12



2 x Racetrack Super D: End Sections  
8' x 4'  
+  
8 x Rectangles  
6' x 3'  
  
To seat 26 - 28



CIRRUS MEETING TABLES		Tri-arc			Circular			
<b>Tops</b> Standard veneers: European or American Oak, Maple, American Cherry, American Ash and American Black Walnut  * For alternative veneers see bottom right								
	Dimensions (ft)	6' x 6'	8' x 8'	9' x 9'	2.5'	3'	4'	5'
Base type	Tri-Star	Tri-Star	Tri-Star	Quad-Star or Tri-Star	Quad-Star or Tri-Star	Quad-Star or Tri-Star	Quad-Star or Tri-Star	
Footspread (ft)	Ø 3.2'	Ø 4.6'	Ø 5.9'	2.1'	2.1'	3.1'	3.1'	
Seating capacity	4 - 6	6 - 8	8 - 10	2	4	4	6	
<b>1 Matching 1/8" solid square edge</b>								
Base Finish	Brushed Stainless Steel	\$6139	\$8543	\$10654	\$4747	\$5014	\$5570	\$6170
	Polished Stainless Steel	\$6937	\$9341	\$11452	\$5317	\$5584	\$6140	\$6740
<b>2 2" Solid Chamfer, Veneered Over edge</b>								
Base Finish	Brushed Stainless Steel	\$7370	\$10185	\$12569	\$5294	\$5698	\$6391	\$7196
	Polished Stainless Steel	\$8168	\$10983	\$13367	\$5864	\$6268	\$6961	\$7766
<b>3 2" Solid Chamfer or 4 Bullet edge</b>								
Base Finish	Brushed Stainless Steel	\$7309	\$10103	\$12473	\$5267	\$5664	\$6350	\$7145
	Polished Stainless Steel	\$8107	\$10901	\$13271	\$5837	\$6234	\$6920	\$7715
Adjustable glides	o	o	o	o	o	o	o	



Order guide	
Specify...	Example...
• Shape	Rectangle
• Finish	Maple
• Size	6' x 3'
• Edge detail	2" Solid Chamfer Veneered Over
• Base	Brushed Stainless Steel
• Power, data & cable management <small>Specify separately from table (see pages 20-21)</small>	R & R Dual Access Flap

Alternative veneers upcharge	add
Weathered Sycamore, Canadian White Elm	10%
Birdseye Maple	15%
Burr Veneers: Oak, Maple, Walnut	20%

↔ Denotes grain direction.

# CIRRUS MEETING TABLES

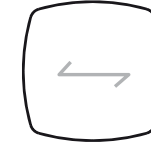
## Squares

## Eased squares

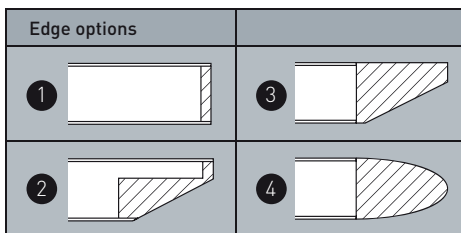
### Tops

Standard veneers:  
European or American Oak, Maple,  
American Cherry, American Ash and  
American Black Walnut

\* For alternative veneers see bottom right



Dimensions (ft)	2.5' x 2.5'	3' x 3'	4' x 4'	5' x 5'	2.5' x 2.5'	3' x 3'	4' x 4'	5' x 5'	
Base type	Quad-Star	Quad-Star	Quad-Star	Quad-Star	Quad-Star	Quad-Star	Quad-Star	Quad-Star	
Footspread (ft)	2.1'	2.1'	3.1'	3.1'	2.1'	2.1'	3.1'	3.1'	
Seating capacity	2	4	4	8	2	4	4	8	
<b>1 Matching 1/8" solid square edge</b>									
Base Finish	Brushed Stainless Steel	\$3835	\$4102	\$4658	\$5258	\$4747	\$5014	\$5570	\$6170
	Polished Stainless Steel	\$4405	\$4672	\$5228	\$5828	\$5317	\$5584	\$6140	\$6740
<b>2 2" Solid Chamfer, Veneered Over edge</b>									
Base Finish	Brushed Stainless Steel	\$4382	\$4786	\$5479	\$6284	\$5294	\$5698	\$6391	\$7196
	Polished Stainless Steel	\$4952	\$5356	\$6049	\$6854	\$5864	\$6268	\$6961	\$7766
<b>3 2" Solid Chamfer or 4 Bullet edge</b>									
Base Finish	Brushed Stainless Steel	\$4355	\$4752	\$5438	\$6233	\$5267	\$5664	\$6350	\$7145
	Polished Stainless Steel	\$4925	\$5332	\$6008	\$6803	\$5837	\$6234	\$6920	\$7715
Adjustable glides	o	o	o	o	o	o	o	o	



Order guide	
Specify...	Example...
• Shape	Rectangle
• Finish	Maple
• Size	6' x 3'
• Edge detail	2" Solid Chamfer Veneered Over
• Base	Brushed Stainless Steel
• Power, data & cable management <small>Specify separately from table (see pages 20-21)</small>	R & R Dual Access Flap

Alternative veneers upcharge	add
Weathered Sycamore, Canadian White Elm	10%
Birdseye Maple	15%
Burrs: Oak, Maple, Walnut	20%

←→ Denotes grain direction.









# CIRRUS CONFERENCE TABLES

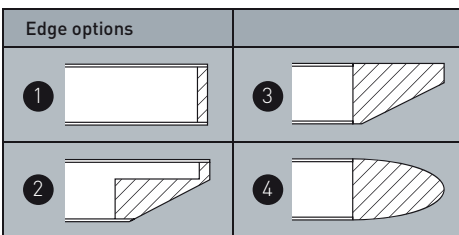
## TOP & LEG SYSTEM FOR FIXED TABLES

One Base per Top. Non-joining table ends require Starter Bases - see examples 2 & 3 on page 13.

## MODULAR / FLEXIBLE LAYOUTS

Each top needs two bases. Add one Starter Base per top.

Tops		STARTER BASE	A	B	C	D	E	F	G
Standard veneers: European or American Oak, Maple, American Cherry, American Ash and American Black Walnut									
* For alternative veneers see bottom right									
Dimensions (ft)			5.2' x 3' x 30°	5.2' x 3' x 45°	4.8' x 3' x 70°	6.2' x 3' x 90°	7.4' x 3' x 90°	7.4' x 3' x 90°	6' x 3' x 90°
Base type	Fixed	Fixed	Fixed - 1 per Top	Fixed - 1 per Top	Fixed - 1 per Top	Fixed - 1 per Top	Fixed - 1 per Top	Fixed - 1 per Top	Fixed - 1 per Top
Footspread (ft)	2.1'	2.1'	2.1'	2.1'	2.1'	2.1'	2.1'	2.1'	2.1'
Seating capacity			2	2	2	2	3	3	2
<b>1 Matching 1/8" solid square edge</b>		Base Only							
Base Finish	Brushed Stainless Steel	\$1379	\$2730	\$2730	\$2630	\$2930	\$3164	\$3164	\$2579
	Polished Stainless Steel	\$1592	\$2944	\$2944	\$2844	\$3144	\$3377	\$3377	\$2792
<b>2 2" Solid Chamfer, Veneered Over edge - to perimeter edges only</b>									
Base Finish	Brushed Stainless Steel		\$3858	\$3585	\$3434	\$3888	\$4241	\$4241	\$3502
	Polished Stainless Steel		\$3799	\$3799	\$3648	\$4102	\$4455	\$4455	\$3716
<b>3 2" Solid Chamfer or 4 Bullet edge - to perimeter edges only</b>									
Base Finish	Brushed Stainless Steel		\$3545	\$3545	\$3394	\$3842	\$4190	\$4190	\$3456
	Polished Stainless Steel		\$3759	\$3759	\$3608	\$4056	\$4403	\$4403	\$3670
Adjustable glides		o	o	o	o	o	o	o	o



Order guide	
Specify...	Example...
• Shape	Rectangle
• Finish	Maple
• Size	6' x 4'
• Edge detail	2" Solid Chamfer Veneered Over
• Base	Brushed Stainless Steel
• Power, data & cable management <small>Specify separately from table (see pages 20-21)</small>	R & R Dual Access Flap

Alternative veneers upcharge	add
Weathered Sycamore, Canadian White Elm	10%
Birdseye Maple	15%
Burrs: Oak, Maple, Walnut	20%

↔ Denotes grain direction.

# CIRRUS CONFERENCE TABLES

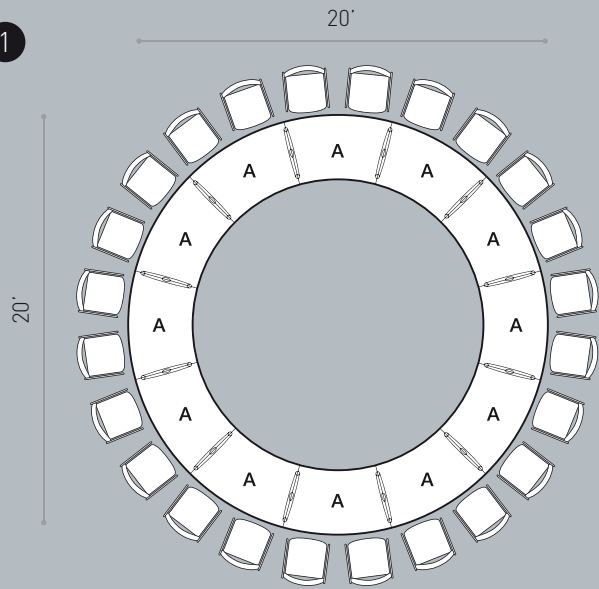
## TYPICAL LAYOUTS FOR TOP & LEG SYSTEM - FIXED TABLES

One Base per Top. Non-joining table ends require Starter Bases - see examples 2 & 3

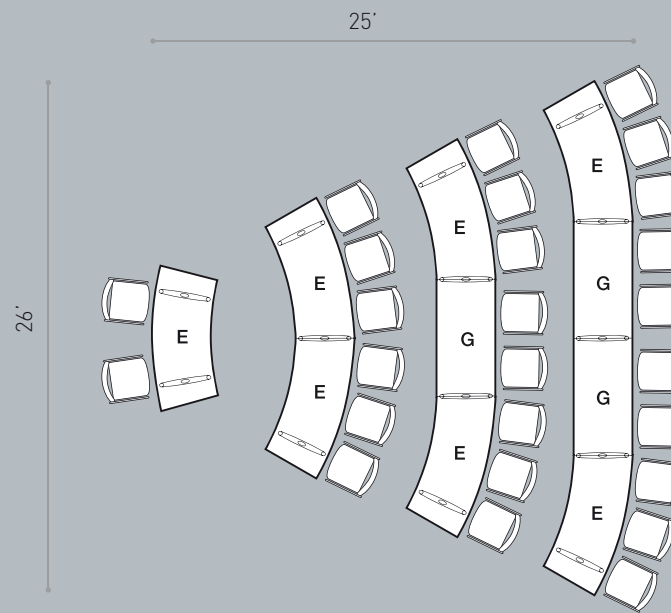
## MODULAR / FLEXIBLE LAYOUTS

Each top needs two bases. Add one Starter Base per top.

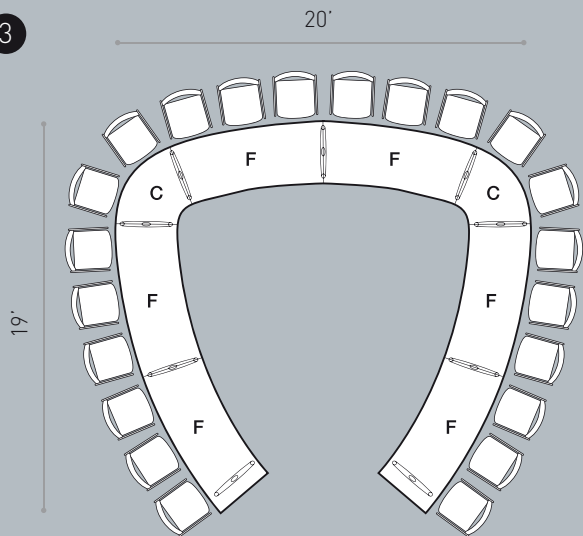
1



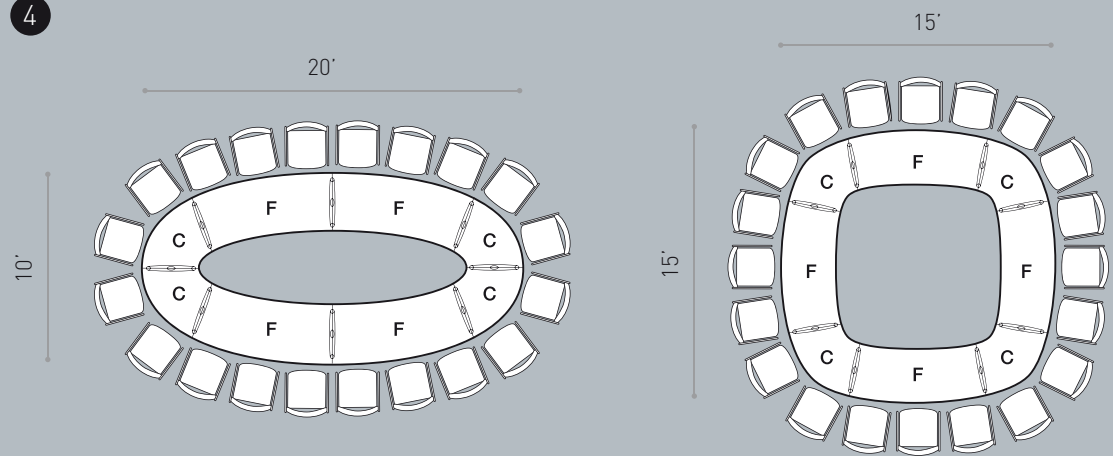
2



3



4

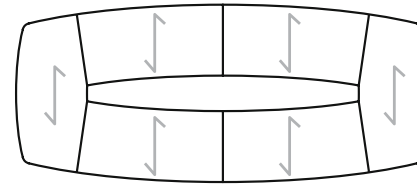


# G20 FIXED CONFERENCE TABLES

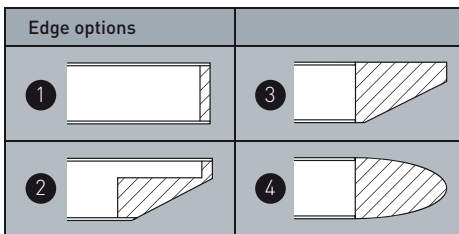
## Tops

Standard veneers:  
European or American Oak, Maple,  
American Cherry, American Ash and  
American Black Walnut

\* For alternative veneers see bottom right



Overall dimensions (ft)	12.5' x 6.7'	15' x 6.7'	17' x 7.4'	20' x 7.4'	
Base type	Fixed	Fixed	Fixed	Fixed	
Footspread (ft)	2.1'	2.1'	2.1'	2.1'	
Seating capacity	10 - 12	14 - 16	18 - 20	22 - 24	
<b>1 Matching 1/8" solid square edge</b>					
Base Finish	Brushed Stainless Steel	\$18689	\$23274	\$29907	\$39240
	Polished Stainless Steel	\$19972	\$24557	\$31189	\$40950
<b>2 2" Solid Chamfer, Veneered Over edge - to perimeter edges only</b>					
Base Finish	Brushed Stainless Steel	\$20673	\$25514	\$32472	\$42062
	Polished Stainless Steel	\$21955	\$26797	\$33754	\$43772
<b>3 2" Solid Chamfer or 4 Bullet edge - to perimeter edges only</b>					
Base Finish	Brushed Stainless Steel	\$20576	\$25400	\$32347	\$41919
	Polished Stainless Steel	\$21859	\$26683	\$33629	\$43629
Adjustable glides	o	o	o	o	

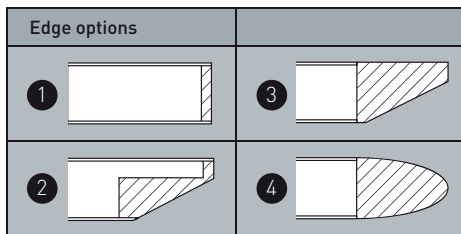


Order guide	
Specify...	Example...
• Shape	G20
• Finish	Maple
• Size	15' x 6.7'
• Edge detail	45mm Solid Chamfer Veneered Over
• Base	Brushed Stainless Steel
• Power, data & cable management <small>Specify separately from table (see pages 20-21)</small>	Single Access R & R Flap

Alternative veneers upcharge	add
Weathered Sycamore, Canadian White Elm	10%
Birdseye Maple	15%
Burr Veneers: Oak, Maple, Walnut	20%

↔ Denotes grain direction.

OCCASIONAL TABLES (1.3' high)		Rectangles		Squares		Rounds	
<b>Tops</b> Standard veneers: European or American Oak, Maple, American Cherry, American Ash and American Black Walnut  * For alternative veneers see bottom right							
Dimensions (ft)	4' x 2.5'	5' x 2.5'	2' x 2'	2.5' x 2.5'	2' Ø	3' Ø	
Base type	Cirrus Twin	Cirrus Twin	Cirrus Quad-Star	Cirrus Quad-Star	Cirrus Quad-Star	Cirrus Quad-Star	
Footspread (ft)	-	-	-	-	-	-	
Seating capacity	-	-	-	-	-	-	
<b>1 Matching 1/8" solid square edge</b>							
Base Finish	Brushed Stainless Steel	\$3398	\$3998	\$2571	\$2923	\$3027	\$3691
	Polished Stainless Steel	\$3826	\$4426	\$3141	\$3493	\$3597	\$4531
<b>2 2" Solid Chamfer, Veneered Over edge</b>							
Base Finish	Brushed Stainless Steel	\$4082	\$4768	\$2981	\$3470	\$3437	\$4577
	Polished Stainless Steel	\$4510	\$5196	\$3551	\$4040	\$4007	\$5147
<b>3 2" Solid Chamfer or 4 Bullet edge</b>							
Base Finish	Brushed Stainless Steel	\$4048	\$4729	\$2961	\$3443	\$3417	\$4546
	Polished Stainless Steel	\$4476	\$5157	\$3531	\$4013	\$3987	\$5116
Adjustable glides	o	o	o	o	o	o	



Order guide	
Specify...	Example...
• Shape	Rectangle
• Finish	Maple
• Size	5' x 2.5'
• Edge detail	1/8" Square
• Base	Polished Stainless Steel
• Power, data & cable management Specify separately from table (see pages 20-21)	None

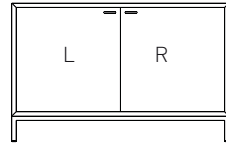
Alternative veneers upcharge	add
Weathered Sycamore, Canadian White Elm	10%
Birdseye Maple	15%
Burrs: Oak, Maple, Walnut	20%

↔ Denotes grain direction.

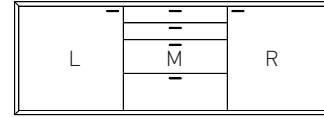
# BIG BROTHER CABINETS (AV compatible)

Standard veneers:  
European or American Oak, Maple,  
American Cherry, American Ash and  
American Black Walnut

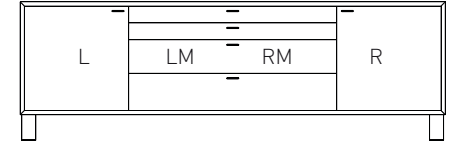
\* For alternative veneers see bottom right



2 door



3 door



4 door

Dimensions (ft) w x d x h	4' x 2' x 2.5'					6' x 2' x 2.5'					8' x 2' x 2.5'				
Base type	Veneered Plinth	Ellipse Leg	Box Frame	Cirrus Foot	Wall Hung	Veneered Plinth	Ellipse Leg	Box Frame	Cirrus Foot	Wall Hung	Veneered Plinth	Ellipse Leg	Box Frame	Cirrus Foot	Wall Hung
Standard build	\$4456	\$4685	\$4343	\$5516	\$6145	\$6447	\$6356	\$6008	\$7182	\$8573	\$8732	\$8425	\$8447	\$9234	\$11246

Drawer options - Upcharge	2 Drawers high	3 Drawers high	4 Drawers high	2 Drawers high	3 Drawers high	4 Drawers high	2 Drawers high	3 Drawers high	4 Drawers high
Single Bay width 1.5'	 \$935	 \$1015	 \$1100	 \$935	 \$1015	 \$1100	 \$935	 \$1015	 \$1100
Double Bay width 3'	 \$1556	 \$1687	 \$1813	 \$1556	 \$1687	 \$1813	 \$1556	 \$1687	 \$1813

Over sailing top edge options - Upcharge			
① 1/8" Solid Square Veneered Over edge detail	\$798	\$1197	\$1590
② 2" Solid Chamfer Veneered Over edge detail	\$1265	\$1767	\$2263
③ 2" Solid Chamfer or ④ Bullet edge detail	\$1231	\$1727	\$2217

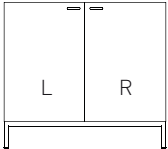
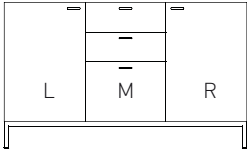
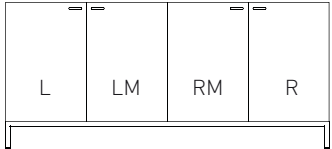
Over sailing top edge options



















Extras	
Locks (each)	\$44
Satin finish top grommet 80mm	\$213
Plastic internal base grommet 80mm	\$46
Ventillation grill	\$101
Removable access panel in base	\$171

Alternative veneers upcharge	add
Weathered Sycamore, Canadian White Elm	10%
Birdseye Maple	15%
Burr Veneers: Oak, Maple, Walnut	20%

↔ Denotes grain direction.

# SKINNY CABINETS

Standard veneers: European or American Oak, Maple, American Cherry, American Ash and American Black Walnut  * For alternative veneers see bottom right	 <p style="text-align: center;"><b>2 door</b></p>			 <p style="text-align: center;"><b>3 door</b></p>			 <p style="text-align: center;"><b>4 door</b></p>		
	3' x 1.5' x 2.5'			4.5' x 1.5' x 2.5'			6' x 1.5' x 2.5'		
Base type	Veneered Plinth	Ellipse Leg	Box Frame	Veneered Plinth	Ellipse Leg	Box Frame	Veneered Plinth	Ellipse Leg	Box Frame
Standard build	\$4429	\$4663	\$4315	\$6384	\$6293	\$5945	\$8647	\$8339	\$8362

Drawer options - Upcharge	2 Drawers high	3 Drawers high	4 Drawers high	2 Drawers high	3 Drawers high	4 Drawers high	2 Drawers high	3 Drawers high	4 Drawers high
Single Bay width 1.5'	 \$882	 \$939	 \$998	 \$882	 \$939	 \$998	 \$882	 \$939	 \$998
Double Bay width 3'	 \$1317	 \$1410	 \$1497	 \$1317	 \$1410	 \$1497	 \$1317	 \$1410	 \$1497

Extras	
Locks (each)	\$44
Satin finish top grommet 80mm	\$213
Plastic internal base grommet 80mm	\$46
Ventillation grill	\$101
Removable access panel in base	\$171

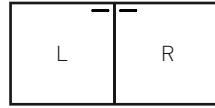
Alternative veneers upcharge	add
Weathered Sycamore, Canadian White Elm	10%
Birdseye Maple	15%
Burr Veneers: Oak, Maple, Walnut	20%

← Denotes grain direction.

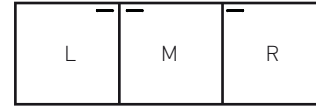
# SKINNY CABINETS - Wall Hung

Standard veneers:  
European or American Oak, Maple,  
American Cherry, American Ash and  
American Black Walnut

\* For alternative veneers see bottom right



2 door




















3 door



4 door

Dimensions (ft) w x d x h	3' x 1.5' x 1.5'	4.5' x 1.5' x 1.5'	6' x 1.5' x 1.5'
Standard build	\$4047	\$5882	\$7222

Drawer options - Upcharge	2 Drawers high	3 Drawers high	4 Drawers high	2 Drawers high	3 Drawers high	4 Drawers high	2 Drawers high	3 Drawers high	4 Drawers high
Single Bay width 1.5'	 \$749	 \$789	 \$828	 \$749	 \$789	 \$828	 \$749	 \$789	 \$828
Double Bay width 3'	 \$1115	 \$1182	 \$1250	 \$1115	 \$1182	 \$1250	 \$1115	 \$1182	 \$1250

Extras	
Locks (each)	\$44
Satin finish top grommet 80mm	\$213
Plastic internal base grommet 80mm	\$46
Ventillation grill	\$101
Removable access panel in base	\$171

Alternative veneers upcharge	add
Weathered Sycamore, Canadian White Elm	10%
Birdseye Maple	15%
Burr Veneers: Oak, Maple, Walnut	20%

↔ Denotes grain direction.

CR

CR

## OPTIONS: Power, Data and Cable Management

Under top cable management - Continuous Cable Raceways to suit:	
Fixed bases with worktop sizes 5', 6' and 6.5'	\$338
Fixed bases with worktop size 8'	\$359
Fixed bases with worktop size 10'	included
Tri-arc 6' x 6'	\$599
Tri-arc 8' x 8'	\$770
Tri-arc 9' x 9'	\$941
G20 sectional table 12.5' x 6.7'	\$941
G20 sectional table 15' x 6.7'	\$1112
G20 sectional table 17' x 7.4'	included
G20 sectional table 20' x 7.4'	included
Sectional top A	\$257
Sectional top B	\$239
Sectional top C	\$257
Sectional top D	\$257
Sectional top E	\$342
Sectional top F	\$342
Sectional top G	\$299
Fixed Quad base with worktop sizes 4' and above	\$663


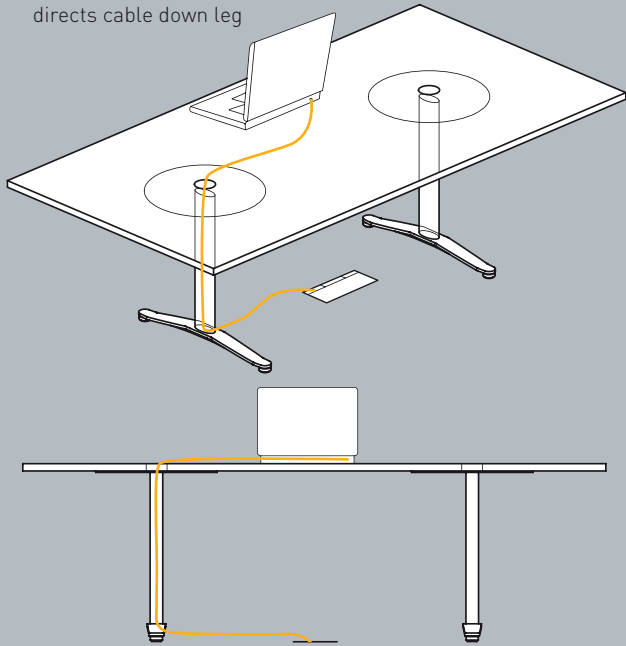
Table Top Access Options		
1	Simple Grommet (Clear anodised aluminium)	\$213
2	80mm diameter Cirrus Grommet (Brushed or polished stainless steel)	\$838
3	120mm diameter Cirrus Grommet (Brushed or polished stainless steel)	\$949
4	Rock & Roll single access flap with brush strip & matching veneer	\$456
5	Rock & Roll dual access flap with brush strips & matching veneer	\$456

Worktop Linking	
Cirrus CAM-CON worktop linking brackets - set of 2	\$188



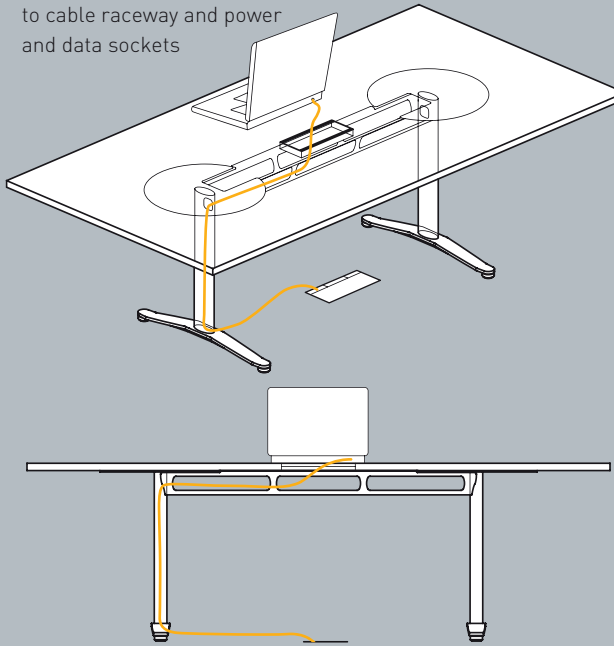
Foot Options	
<b>Note: Fixed bases have height adjustable glides / Flip-tops have 360 Roller glides as standard</b>	
Change to Height Adjustable Glide	NCO
Change to 360 Roller Glide	NCO

# OPTIONS: Power, data and cable management

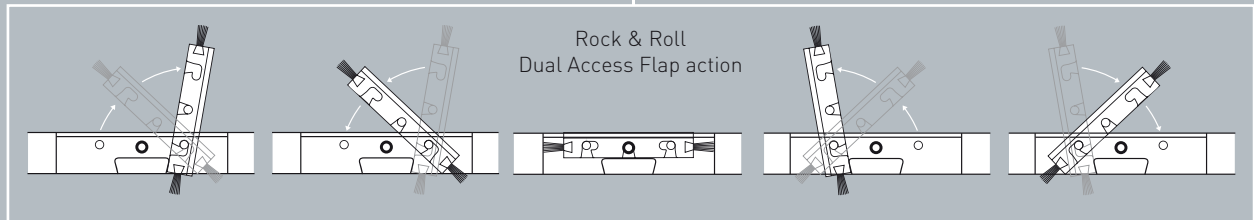
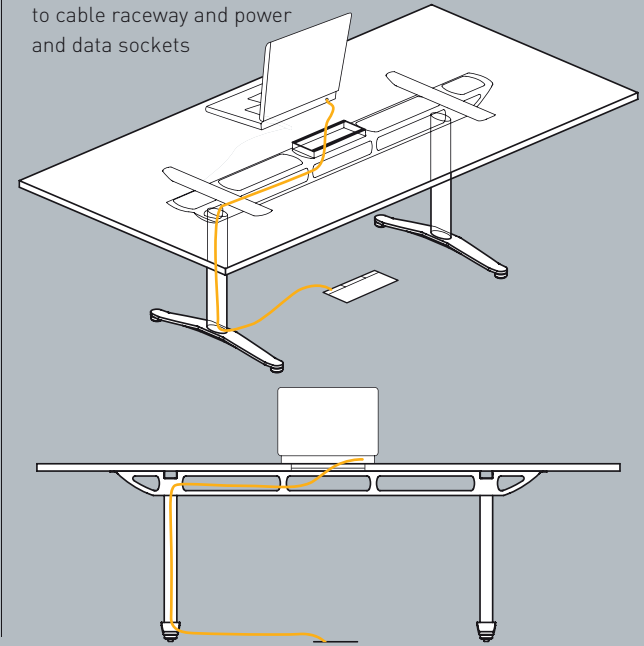
Fixed leg table  
Simple grommet  
directs cable down leg



Fixed leg table  
with hinged flap giving access  
to cable raceway and power  
and data sockets



Flip top table  
with hinged flap giving access  
to cable raceway and power  
and data sockets



# CIRRUS <sup>A</sup> **BEN DAWSON** DESIGN

**Ben Dawson Furniture Limited**  
**Edinburgh Head Office / Design Studio / Factory**  
Inveresk Mills Industrial Park, Musselburgh,  
Edinburgh, EH21 7UQ, UK  
T: +44 (0)131 653 6505  
info@bendawson.com  
[www.bendawson.com](http://www.bendawson.com)

**Ben Dawson America Inc.**  
**USA Office**  
500 West Putnam Avenue. Suite 400.  
Greenwich. Connecticut 06830. USA  
T: +1 203 542 7277  
america@bendawson.com  
[www.bendawson.com](http://www.bendawson.com)



**Design  
Guild Mark**